

FireFX

Atmos
electric fires



Light up the **Atmosphere**

Designed to breathe new life into your space, the FireFX Atmos electric fire range has been built to provide a simple and easy-install solution to achieving a flawless built-in fireplace centrepiece. Atmos electric fires feature magnificent flame and ember visuals, controllable from the palm of your hand using the included remote control.

Front cover image: Atmos 165R



Discover the Atmos
Visit firefxfires.com/atmos

FireFX



Atmos 105R
Shown with bespoke suite



Choose your Atmos

Available in four unique sizes to suit a variety of spaces, there's an Atmos to bring the cosy comfort of a warm fire into every home.



Atmos 105R

Dimensions* (WxH):
1050 x 450mm



Atmos 135R

Dimensions* (WxH):
1350 x 450mm



Atmos 165R

Dimensions* (WxH):
1650 x 450mm



Atmos 195R

Dimensions* (WxH):
1950 x 450mm

* Dimensions given are those overall visible upon installation. For more details and technical information, please see back cover.



Key Features



View the video
Visit firexfires.com/atmos



Four sizes available



1.5kW heater with low and high settings



Designed for simple slot-in installation



Authentic glowing logs



Enjoy with or without the heat



Integrated frame for easy installation



Suitable as an inset, suite or media wall installation



Slim 140mm depth to maximise space



Automatic shutdown timer function



Seven-day timer function



Remote control



Ecodesign Compliant energy saving features



13 fuel bed lighting colours plus spectrum mode



Various flame combinations of yellow and orange



Atmos 195R

Authentic Glowing Logs

Atmos electric fires feature realistic faux logs sat upon a bed of blackened glass media, mimicking the look of a real fire. For added authenticity, sections of the logs glow alongside the Atmos' flame and fuel bed to recreate the aesthetic of a real log fire.



See it burning
Watch the video at
firexfires.com/atmos



Ember bed up-lighting

The Atmos' lighting system brings the fuel bed to life, illuminating the realistic log and ember effects from below for a lifelike display. Choose from 13 varied colours or the ever-changing spectrum mode for your fuel bed lighting, providing everything from a vibrant hue to an authentic glow. Five brightness settings allow for a bright glow, subdued flicker, and everything in between.

Realistic flame effects

Enjoy five flame colour variations and five brightness settings, letting you experiment to find the perfect flame for your mood.

Enjoy with or without the heat

Want to enjoy your fire for its ambience alone? The Atmos provides the option to turn on or off the heat function independently of the flames and ember bed lighting, so you can enjoy its stunning effects and ambience all year round.

Ecodesign Compliant

Featuring intelligent energy saving features such as open window detection, the

Atmos is fully compliant with the latest Ecodesign energy standard for electric appliances.



Atmos 105R



Ease of installation

Designed for ease-of-installation, the Atmos' slimline design and integrated frame means these fires excel at providing a practical and low-cost solution to installing a build-in electric fire in your home.



View the video
Visit firexfires.com/atmos

Atmos 135R



Slim Design. Simple Install.

With its ultra-slim 140mm depth, the Atmos is ideal for media walls or fireplace suites where space is limited. Its integrated frame neatly hides any plastering imperfections around the opening, making for an easy slot-in installation and a clean finish.




Quick & Easy Log Placement

Markers on the fire's fuel bed aid in achieving the optimum placement of each log-effect piece, resulting in a picture-perfect display. Alternatively, mix it up to create your own bespoke arrangement.

Plug and Play

Once installed, the Atmos is as simple as plugging in and powering on, before sitting back and enjoying the enhanced atmosphere it provides from the press of a button.



Complete Control



View the video
Visit firefxfires.com/atmos

Adjustable Heat: High, Low, or Off

Low and high heat modes allow you to achieve the perfect intensity, or choose no heat at all to enjoy the Atmos purely for its realistic flame and ember effects.

Fuel Bed Lighting Colours

Fuel bed lighting can be set to one of 13 distinct colours, offering options ranging from vivid tones to a natural, warm glow. Alternatively, opt for the spectrum mode to experience them all.

Thermostatic Temperature Control

Select from 16°C to 28°C for your ideal room temperature and the Atmos will adjust its heater to reach your chosen temperature in the most economical way.

Open Window Detection

Open Window Detection is an innovative eco feature that pauses heat output if the fire detects a rapid drop in room temperature caused by an open window. The heat function will resume once the temperature rises, or from pressing the remote control.

Automatic Shutdown Timer

Using the handy timer function of the remote handset, set your Atmos fire to turn itself off after a set period of time. Simply press the button to increase the timer in increments from half an hour to 9 hours.

Adjustable Brightness


With five brightness levels on both the fuel bed and the flame choice, you can fine tune the fireside ambience to suit your mood.

Flame Choice

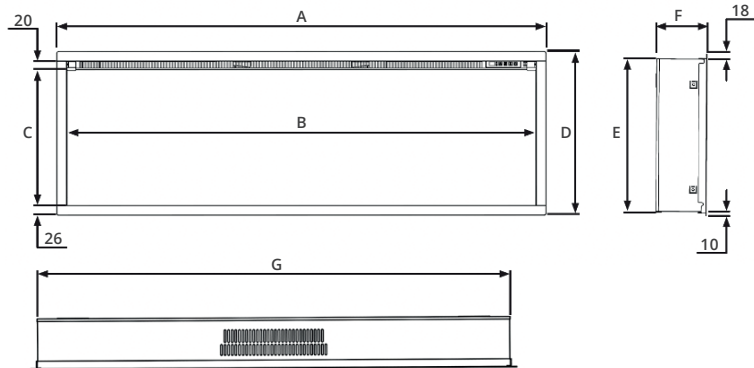
Experience a dynamic display with five flame effects that blend yellow, amber, and orange into one harmonious glow, with each option subtly changing the balance of colour.

Seven-day On/Off Timer

Using the remote control, the Atmos can be set up to automatically turn the heater on and off over a seven-day period.



Technical Information



Dimensions (mm)

Model	Product Code	A	B	C	D	E	F	G
Atmos 105R	232-009	1050	998	378	450	422	140	1013
Atmos 135R	232-014	1350	1298	378	450	422	140	1313
Atmos 165R	232-022	1650	1598	378	450	422	140	1633
Atmos 195R	232-031	1950	1898	378	450	422	140	1933

TV size guide

This guide provides you with the recommended TV sizes for each Atmos model, helping you select an ideal match.

Model	Suggested TV Sizes*
Atmos 105R	43" - 55"
Atmos 135R	50" - 65"
Atmos 165R	55" - 65"
Atmos 195R	65" - 75"



* TV sizes refer to the standard diagonal screen dimensions that TV manufacturers refer to when describing the size of their products. If sizing your existing flat screen TV, measure diagonally from the top left of the screen to the bottom right to find the TV's advertised size. We also recommend measuring the width and height of your TV if lining it up with the Atmos below.



Stovax Gazco Limited

Spitfire Avenue, Skypark, Clyst Honiton, Exeter, Devon, EX5 2FR

Trade Sales 01392 261999 • Email info@firefxfires.com

[firefxfires.com](https://www.firefxfires.com)

Photography Information

FireFX pursue a policy of continuous product improvement, therefore, whilst our products are correct at the time of photography, we reserve the right to make alterations and amendments. Exact product details should be discussed with your retailer at the time of purchase.



ATMOSBRO0525



A member of the Stovax Group © Copyright Stovax Gazco Ltd 2025 E & O E

* Register your product and activate your warranty online at: [firefxfires.com/registration](https://www.firefxfires.com/registration). Visit our website for full terms and conditions.